

www.wrpsphoto.org

The Western Reserve Photographic Society

EXPOSURES

January 2010

Volume 7, Issue 4

Inside this issue:

Calendar	2
Meeting cancellations	2
Refreshments	2
Next competition	3
Quote of month	3
Next PSA comp's.	3
New members	4
Member spotlight	4
Phocabulary	4
My favorite place(s)	5
Byron's tales (conclusion)	6
Get well wishes	6
Web site of month	6
PSA results	6
Thanks!	7
Photographic truths	7
Around Ohio	7
Video library	7
Tuesday's tidbits	8
Competition results	9
Officers/charis	10

Byron's tales

Byron Bair, former WRPS member now living in Tipp City, Ohio

Editor's note: This past summer, Frankie Leighton visited a dear man and former WRPS member, Bryon Bair. Upon returning home, Frankie reported to me that it may be nice to have Byron write an article for Exposures. I loved the idea and wrote to him asking if he would be willing to do that. What I received from Bryon was a cassette tape filled with stories of how he was introduced to photography, and his experiences there after. I decided the best way to present this would be in short stories. This is the 2nd section. See the November/December issue for the first.

There was a successful photography experiment for me. The local high school, which I attended, had a class play. They asked if I might take the pictures for it for

the class annual. I foolishly agreed to do so and did. And got some pretty good pictures, too. But, they were on glass plates, not on film. All went well with those pictures. I remember making 15-20 prints that were required and in the dark room, having finished printing them very successfully, I proceeded to put the box of 10 or 12 glass plates on the shelf overhead. Somehow I missed the shelf. The box hit the corner of the sink and broke EVERY one of the glass plates. Of course, I was very unhappy and the next day I was telling the photographer what had happened to me. He asked why I didn't get film sheets that would fit in my glass plate holders. Then you can put cut film in there instead of glass. It turned out the only place to get those was at the East-

ern Kodak store in Cleveland. So, Dad took me in his old Franklin car, took me into Cleveland and we bought six or eight metal sheets that would fit into camera holders. That cured that problem.

I remember that I had a little 120 Kodak that I took a lot of pictures with. I had a friend that worked on the railroad, who was very kind to me (it's a wonder he didn't throw me out). Well, turned out there was a fellow on the railroad that had some photographic experience. So, he was able to help me. He told me some of the things I was doing right and some of the things I was doing wrong. I thought at that time, about 1932, we did not have any flash bulbs of any kind, they simply had not yet hit the market. Flash was done by

(Continued on page 6)



January meetings, outings & workshops

Note: all times are P.M. unless otherwise noted

****PLEASE NOTE** Only the 1st meeting in January is at Farmpark!!!**

- Friday, Jan. 8 9:00 **Deadline** for PSA competitions Travel, Creative and Color. Limit 2 per Member. E-mail to Marddoll@aol.com.
- Saturday, Jan. 9 9:00 am **Outing:** Dog sled races at Punderson State Park.
- Sunday, Jan. 10 9:00 am **Outing:** Dog sled races at Punderson State Park.
- Tuesday, Jan.12 7:00 **Mini-meeting:** Round table discussion—bring your questions.
****at Farmpark**** 7:30 **Regular meeting:** Night Photography with guest speaker Ron Wilson. Don't miss this meeting, it will help get us ready for our interclub competition with Erie Shores Photo club in April.
- Friday, Jan. 22 9:00 **Deadline** for digital entries for Landscape Competition. See page 3.
- Sunday, Jan. 17 1-5 **Workshop:** Ray's Indoor Bike Park, Walford Industrial Park at 9801 Walford Ave., Cleveland, OH 44102. No charge for spectators or photographers, but \$32 to rent a bike and ride all day. Flash & tripods are allowed. Bring your own snacks, or join us for group dinner after at Melts Restaurant at the corner of Detroit Ave. and Warren Rd. at 5:30. More details at Jan. 12 meeting. RSVP to bonbon1356@windstream.net
- Tuesday, Jan. 26 7:00 **Mini-meeting:** The Polarizing filter—a must have in every camera bag.
**** back at PG**** 7:30 **Regular meeting:** Landscape Competition. See page 3 for definition.



Meeting cancellations

If it is necessary to cancel a meeting due to weather conditions, we will do our best to make the decision before 5:00 pm that night. If the meeting is cancelled, an e-mail will be sent with that information. If you do not have access to your e-mail after 5:00, please call Michelle at (440) 655-5550 to find out if meeting is cancelled.




Refreshments

January 12 Steve Hale & Linda Terdan

January 26 Deb Wiles & Denise Molesch

Please note, due to some people's allergies, it would be helpful if a list of ingredients (or packaging) was made available for all refreshments being served.



Next WRPS competition (Pictorial)

Marilyn Beasley

Our next club competition coming up is **WRPS Landscape** on **Tuesday, January 26**. **Landscape** will be defined as a long distance view of a location, a section or expanse of rural scenery that could be seen from a single viewpoint (no cityscapes, no seascapes). For further clarification, visit this web site: <http://www.photographytips.com/page.cfm/77>. There are some excellent examples on that site.

Please read the rules carefully to see what qualifies as an OPEN image and what turns it into a CREATIVE image.

If you cannot find the e-mail with the new rules, and

you didn't print it out, you can get these new rules at ANY TIME on our web site at:

http://www.wrpsphoto.org/downloads/competition_rules_2009_2010.pdf

Digital images are due to marilynphoto@yahoo.com no later than **9:00 pm on Friday, January 22**. The beginning two letters for an Open Landscape image are "LO..." The beginning two letters for a Creative Landscape image are "LC....". You will receive a confirmation from Marilyn by 1:00 pm Saturday. If you have not received a confirmation, please contact

her before 9:00 pm Saturday either by e-mail or at (440) 255-9245.

Prints will be **due January 26 at 7:15 pm**. Late entries will not be accepted. There is a limit of four entries per person, with not more than 2 in any one category (Color print, B&W print, Projected Creative and Projected Open). Questions can be directed to Marilyn Beasley (address above) before the competition deadline.

For the purpose of looking ahead, **Windows & Doors** will be the next WRPS competition.

Quote of the month

I always thought good photos were like good jokes. If you have to explain it, it just isn't that good. Anonymous



Next PSA competitions

Marilyn Dolence

<u>Color</u>	<u>Travel</u>	<u>Nature</u>	<u>Creative</u>
Jan. 12 (due Jan. 8 @ 9:00 pm)	Jan. 12 (due Jan. 8 @ 9:00 pm)	Mar. 23 (due Mar. 19 @ 9:00 pm)	Jan. 12 (due Jan. 8 @ 9:00 pm)
Mar. 23 (due Mar. 19 @ 9:00 pm)	April 13 (due Apr. 9 @ 9:00 pm)	April 13 (due Apr. 9 @ 9:00 pm)	Feb. 23 (due Feb. 19 @ 9:00 pm)

Please e-mail digital entries to Marilyn Dolence at marddoll@aol.com. Please see WRPS 2009-2010 Competition Schedule for exact definitions for each division. Images must be 300 dpi, no larger than 1 MB. Horizontal max. 1024 pixels wide, & vertical max. 768 pixels high. Limit 2 per person.

New members

Louise Wiles

This month WRPS would like to welcome two new members into the fold. We have **Dick & Mary Jane Scott** from Mentor that joined us in November.

Updated membership lists with complete address and

phone numbers are available to current members. Please request via e-mail from Louise Wiles at lakelouise44057@yahoo.com. Membership lists should be kept confidential.

New members, please see Mike Cleggs for your

membership CD and/or ask any board member if you have any questions.

The next new member orientation will be January 26 after the meeting. New members should plan on attending.

Member spotlight

Stewart Helberg

Yes, we continue to grow, and have some new members to introduce. Due to space we will continue to introduce only two new members per month. Please look for them at future meetings or outings, stop to introduce yourselves and make them feel welcome. Remember how you felt as a new member.

Roseanne Willis joined our club at the beginning of this season. Roseanne lives in Mentor on the Lake and

was referred to us by...well to be honest, I have no idea. Roseanna thinks of herself as an amateur photographer, with interests in nature, travel, macro and a couple of others. Roseanne is a Sony and Minolta shooter, shooting both digital and film. Roseanne's goals are looking to improve her technical side; Roseanne let me know what you're looking for and how we can help.

Bobbi Reese joined our club this season also. Bobbi

lives in Mentor and at this point that's all I know about her.

Bobbi joined the club with the short form and therefore is our mystery member. Please, let's say hello to Bobbi at the next meeting and find out her interests.

Please don't be shy, introduce yourselves at the meetings and outings. We look forward to seeing some of your works in future competitions and exhibits.

Phocabulary

Michael Pittenger

Negative, *n. or adj.* **1.**The mind set of some people regarding film photography. **2.** Film, for 35 mm cameras, comes in long narrow strips of chemical-coated plastic. A positive image is a normal image while a negative image is a tonal inversion of the positive image. In a black & white

image the light areas appear dark and vice versa, while in a color image red is cyan, green is magenta and blue is yellow.

Contact prints, *n.* **1.**The finger prints you leave on your lens or filter that you do not notice until it's too late. **2.** A contact print is a photo-

graphic image produced by placing an exposed & developed film negative onto a light sensitive material and then briefly shining light through the negative. The light sensitive material is then developed into a contact print.

My favorite place

Marilyn Dolence

When asked to pick my favorite place to photograph, it was not an easy job. I've been fortunate enough to visit and photograph many beautiful places. After looking through my images, the place I return to again and again is Arizona. My daughter moved to Prescott, Arizona several years ago and during my visits, while she was working, I began exploring.

I've found Arizona to be very diverse in its geography and photo opportunities. Prescott is north of Phoenix, and is surrounded by national forests. There are also several Native American ruins nearby.



A little farther north are the beautiful red rocks of Sedona!

Keep traveling north and you arrive at Flagstaff with its huge snow covered San Francisco Mountain peaks. Continue a little farther and you will come to the Grand Canyon. The photo-ops there are endless. Still, farther north brings you to Page, Arizona with its slot canyons and the spectacular Lake Powell, and White Pockets.



Last year, I explored the north eastern part of the state visiting Canyon de Chelly. We spent a day with an Navajo guide exploring the canyon. The next day we traveled west to Monument Valley.



Three years ago my daughter moved to Tucson, and I discovered yet another side of Arizona - the desert. I have visited in the fall and in the spring. Each season has its photo opportunities. I've visited an arboretum in Tucson, and the Desert Museum outside of Tucson. I've been to the

Biosphere in Oracle, Arizona. An entire day could be spent just taking pictures of the outside of the structure. I've visited the Saguaro National Monument and traveled east to the Chiricahua National Monument.

Every time I visit, I find something new to look at, explore, and photograph. I will be going in May this year and will go south to San Xavier, a mission, and the Madras Canyon. I'll let you know what I find there.



Byron's tales


Byron Bair, former WRPS member now living in Tipp City, Ohio

pouring magnesium powder into a hand held trough and igniting it somehow, I can't remember how they did it. It went off with a bang and a lot of smoke and lights the whole room up. If you aren't careful, you could burn the town down. [More chuckling].

I didn't have any great trouble with that, but about that time, the local drug store began to carry the flash bulb. It looked like an ordinary electric light bulb, standard base. It was about the size of a 100 or 200 watt lamp. It appeared

to be filled with aluminum foil. You could put it in an electric light lamp with the switch off and when you turned the switch on, the bulb would fire and provide a big flash. But, it was uncontrolled, you couldn't do much with it. Also, it was VERY hot after it went off and would be very easy to start a fire with it if you weren't careful.

These tales will continue in the next issue or maybe two. If Byron feels so inspired to continue, the editor would love to continue this column beyond that—hint, hint!



Byron Bair by Frankie Leighton

Get will wishes

We would like to wish Paul Goode get will wishes due to surgery he had in December. We hope to see you back soon, Paul!

Web site of the month

<http://www.photoshopelementsuser.com/free-issue/>

Submitted by Frankie Leighton



Results

Marilyn Dolence

Please see page 3 of this issue for the next PSA Competitions and their due dates. PSA runs all year-long. Remember, you do not need to wait until the deadline to e-mail something in to Marilyn Dolence at(marddoll@aol.com).

Travel (November)

Bill Lewis	Smokey Scene	9 pts
Marlene McLaughlin	On the Road	11 pts
Chris Bradlee	Home on the Range	13 HM
Dee Riley	Bridge Day	11 pts
Marilyn Dolence	Golden Dunes	9 pts
Michelle Drackett	Sixth Lake Mist	13 HM
	TOTAL POINTS	66 pts

Color Projected (December)

Dee Riley	Rainbow Umbrella	8 pts
Marlene McLaughlin	Yellow on Yellow	7 pts
Chris Bradlee	Chalk it Up	8 pts
Stewart Helberg	Diamond in Rough	8 pts
Marilyn Dolence	Bodie	8 pts
Marty Kreger	ADK Vista	8 pts
	TOTAL POINTS	47 pts

PSA scores on a 5 point system, 15 points being highest (3 judges).

Thanks!

Lori Diemer wishes to thank the following members for reacting quickly to the last min-

ute request for a December art show at Breckenridge Village: Marilyn Dolence,

Michelle Drackett, Dee Riley Linda Terdan, Deb Wiles, Louise Wiles & Marty Kreger.

Photographic truths

Lens caps and cable releases can become invisible at will.

Around Ohio

The Rocky Mountain School of Photography is once again coming to Ohio for their annual "Weekend" events. This winter's date is March 13-14, 2010 and it will be at the Ramada Plaza Hotel & Conference Center in Columbus. There are ten classes to choose from, a

professional critique session and door prizes. Class descriptions can be obtained on the web site at www.rmisp.com/weekends and group pricing is available by contacting Lori Diemer or Michelle Drackett. Pricing is \$159 group rate for both days or \$119 for one day. You must

register on line with a group code to be sure you get proper pricing. These weekends tend to sell out, so don't wait too long to register.

If you have questions (other than group code) you can contact Michelle Lousen via e-mail at weekends@rmisp.com.

Video library

Marty Kreger

One of your very valuable benefits of belonging to the Western Reserve Photographic Society is that you have access to our DVD video library. To take advantage of this FREE service, you need to call or e-mail Marty Kreger at (440) 951-8262 or kmkreger@juno.com no later than the Monday

before a meeting. Then, show up at the meeting and Marty will give you the DVD. The videos are due back at the next scheduled meeting. If you can't make the next meeting, let Marty know that so she can tell the next person in line.

We also have DVD's of the WRPS Outings slide shows

that cover outings that took place between October 2006 and April 2009.

If you would like a complete list of the (currently) 56 DVD's that we have available, contact Michelle Drackett at mdrackett@juno.com or see Marty at a meeting.

Tuesday's tidbits

Mr. Tuesday

Turkey, lots of turkey with gravy...
Check

Big guy that comes down the chimney that carries cat treats... Check

Late night filled with embarrassing photos and way too much catnip...
Check

Ugh, the next day, a LONG nap, and a few more tasty morsels... Check

Cold outside and what feels like 1 hour of daylight... Yep

Snow on the ground... HISSSSSS

That settles it, the holidays are over and winter is here. I really think the bears have it right, hibernation is a real good idea. I figure after the last few weeks a nice couple month nap would be good. I too could wake up with the flowers and wait for the return of my feathered friends. I'll leave determining winter's duration to the groundhog. He does a good job at it and I can't see getting cold for no reason. May, that sounds right, wake me then.

Ok, I realize there are some of you that do enjoy the winter and what it offers in photographic opportunities. To make the most of your time outside, there are a few considerations to take into account to help make your arctic expedition a freezing success. First off, the cameras need batteries and batteries like the cold as much as I do. Batteries will have a significantly shorter life when they are cold. Having a fully charged spare is always a good idea whenever you are shooting, but in winter, having a warm and charged battery is priceless. To keep your spare nice and toasty consider leaving it in your pants pocket rather than your coat pocket. For those of you that can't fit another thing in those pockets, leaving the spare battery in your coat pocket along with a hand warmer is another way to make certain you'll

have power you need to take that perfect shot. Lastly on the batteries, if you have the choice between using AA batteries or a lithium substitute, the lithium will tolerate the cold better and give you some extra shots. Incidentally, storing your unused lithium and AA batteries in your freezer is a good way to prolong their shelf life, just allow them time to warm up before you need to use them. Please tell your spouse about the batteries first, if not don't be surprised when men in white coats show up and want to take you away for keeping your batteries next to the ice cream.

Temperature extremes also challenge the polar photographer. The difference in temperature between where the camera is and where it is going can cause your lens to fog up. Trust me, the fog effect will be more dense than the worst day in San Francisco. You'll be waiting quite a while till the equipment gets acclimated to the environment. To combat this problem you need to make some preparations prior to picture day. To minimize the problem, if you are shooting outside, consider storing the camera in your car the night before. Remember, as I mentioned above, you'll want the batteries inside with you and your favorite pet. I should mention that the lenses will tolerate going from a warmer environment to a colder one much better than the reverse. Going from ice cold to nice and warm is a sure fire recipe for a fogged lens. Another suggestion to reduce this effect is to store your camera and lenses in sealable freezer storage bags before going from the cold to the inside. Remember the equipment will still need some time to warm up, but with a little patience you'll be back to shooting in no time.

Cold legs, don't you hate that? Nothing says outdoor winter shooting like the freezing cold of a frozen tripod. A quick, easy and inexpensive solution to solve this problem is

available from your local do-it-yourself store. Some regular household plumbing insulation works great to cover your tripod's legs. Just cut it to the length you need and secure it with duct tape. Now next time you move the tripod your fingers won't get frozen on to it. Even your tongue won't stick (please ask your parents before testing) to your metal tripod if you follow this suggestion.

Lastly, I offer my favorite winter photography suggestion..... Stay Inside!!!! Winter is a great season somewhere else. I look at it as a wonderful time to play with some tabletop shooting and grabbing a nice dish of warm milk. Whichever your path, there's plenty of options to keep shooting while waiting for the snow to leave.

It's time for me to practice my hibernation skills while you perfect your photo skills. Have fun, stay warm and see you next month. I'm off to my bed by the heater. Remember, if you have a tidbit to share please email me at tuesdaystidbits@gmail.com. Just don't write too early, I like to sleep in.

Pictorial competition results 11/10/09

Marilyn Beasley

Open

First Place

Garter Snake Brian Norcross

Second Place

Bass Harbor Don Keller
 Contemplation Stewart Helberg

Third Place

Virginia Vineyard Frankie Leighton
 Intense Swim Rolland Standish
 Bridge Walk Dee Riley
 Missing Pillars Stewart Helberg
 Soups On Linda Terdan
 Sixth Lake Mist Michelle Drackett
 Great Escape Bill Lewis
 Addie Morning Bill Lewis

Honorable Mention

Shooting A Rainbow Bonnie Charvat
 Bristol Cone Carol Hoffecker
 Bubble Girl Jim Greenfield
 Cindy's Fireworks Marilyn Beasley
 Rushing Brook Ed Hodina
 I See You Katie Alfidil
 White Face Mountain Terri Lewis
 Fall Reflections Brian Norcross
 Devilish Steve Hale
 Tufa Carol Hoffecker
 In the Window Chris Bradlee
 Surviving Frankie Leightoon
 Reflection Jim Greenfield
 Katmail Harbor Seals Lori Diemer
 One Last Leaf Michelle Drackett
 Teton Bison Don Keller

Black & White Print

First Place

Abandoned Marilyn Dolence

Second Place

Buttermilk Boulders Marilyn Dolence
 Lomond Park Mike Cleggs

Third Place

Antique Mike Cleggs

Honorable Mention

Saws and Shadow Michael Pittenger
 Mountain Music Phyllis Haehn
 Wooley Ben Ricci
 Nice Brow Ben Ricci

Invitational

Aquarium Lights Jim Greenfield

Color Print

First Place

Bass Harbor Don Keller
 Morning Geese Ryn Clarke
 Aquarium Lights Jim Greenfield

Second Place

Sunrise Carol Hoffecker
 Geraniums Gunita Kennell
 Bridge Arches Jamie Vanek
 Hover Fly Brian Norcross
 Maple on Shale Brian Norcross

Third Place

Queen Anne's Lace In Morning Ryn Clarke
 En-Mo Jim Greenfield
 Sunrise at the Lighthouse Jamie Vanek
 Smile Audrey Buchina
 Old Salt Anna Greenfield

Honorable Mention

Stellar Sea Lion Lori Diemer
 Eastern Point Lighthouse Bill Butler
 A Summer Portrait Lori Diemer
 Quiet Zone Mike Cleggs
 Museum Watchers John Opie
 Sheena Mike Cleggs

Creative

First Place

Primary Vision Chris Bradlee
 As Jimminy Cricket Sees It Michelle Drackett

Second Place


ADK Lovers Marty Kreger
 Water Lily Bubbles Marlene McLaughlin
 Expressions Bill Lewis

Third Place

Fall Fantasy Lori Diemer
 Moon Rising Marty Kreger
 Bottoms Up Rolland Standish
 Lighthouse Ed Hodina
 Four Wheel Dream Dee Riley
 Niagara Marilyn Beasley
 Tropical Cool Rolland Standish
 ADK Montage Michelle Drackett
 Harbor Mist Heidi Wintersteen

Honorable Mention

Patchwork Colors Dee Riley
 Misty Storm Jean Standish
 Bottle Art Marilyn Beasley
 Laura's Big Dance Zoe Enyedy
 Enlightened Chris Bradlee
 Water Lily Burst Marlene McLaughlin



Meeting location:
Penitentiary Glen Nature Center
8668 Kirtland Chardon Rd.
Kirtland, Ohio 44094

www.wrpsphoto.org



Basic Info: (440) 946-5008

Mailing address:
P.O. Box 714
Willoughby, OH 44096-0714

Since 1967, The Western Reserve Photographic Society, has been a source of creativity, camaraderie, and education for many photographers in Northeastern Ohio. We meet twice a month to compete, present ideas, critique, welcome guest speakers, and participate in a variety of photographic outings. We have an annual awards banquet each May where the membership comes together to socialize and recognize the previous year's competition winners. Visitors are ALWAYS WELCOME!

Officers & committee chairs

President	Stewart Helberg	Z2889@oh.rr.com
1st V. President	Lori Diemer	diemwoman@sbcglobal.net
2nd V. President	Mike Cleggs	horatiozee48@att.net
Secretary/Newsletter	Michelle Drackett	mdrackett@juno.com
Treasurer	Louise Wiles	Lakelouise44057@yahoo.com
Past President	Dee Hudson	ddrive@oh.rr.com
Hospitality Chair	Audrey Buchina	Audray@oh.rr.com
Competition Chair	Marilyn Beasley	marilynbphoto@yahoo.com
PSA Chair	Marilyn Dolence	MarDDoll@aol.com
Outings Chair	Bonnie Charvat	bonbon1356@windstream.net
Equipment Chair	Jamie Vanek	dragonslyr@msn.com
Photo Affair Co-chairs	Stewart Helberg	Z2889@oh.rr.com
	Mike Pittenger	pittpass@att.net
Special Events	Lori Diemer	diemwoman@sbcglobal.net
Video Library	Marty Kreger	kmkreger@juno.com
Archives	Ed Hodina	Ed_sheila@sbcglobal.net
Web master	Meiring Borchers	mborchers@gmail.com
Bulletin Boards	Deb Wiles	erieshores1954@hotmail.com
Mentoring chair	Chris Bradlee	chris10bradlee@yahoo.com
Marketing coordinator	Linda Terdan	lterdan@oh.rr.com
Exhibition coordinator	Lori Diemer	diemwoman@sbcglobal.net