



www.wrpsphoto.org

The Western Reserve Photographic Society

# EXPOSURES

January 2010

Volume 7, Issue 4

## Inside this issue:

<i>Calendar</i>	2
<i>Meeting cancellations</i>	2
<i>Refreshments</i>	2
<i>Next competition</i>	3
<i>Next PSA comp's.</i>	3
<i>New members</i>	4
<i>Member spotlight</i>	4
<i>What the Duck</i>	4
<i>Cover article concluded</i>	5
<i>Byron's tales</i>	5
<i>My favorite place</i>	6
<i>Tuesday's tidbits</i>	6-7
<i>Kudos!</i>	8
<i>Wishing for...</i>	8
<i>Photographic truths</i>	8
<i>Around Ohio</i>	8
<i>Competition results</i>	9
<i>PSA results</i>	9
<i>Officers/chairs</i>	10

## When I met WRPS

Chris Bradlee

The first time I became aware of the Western Reserve Photography Society was at the Great Lakes Mall. The club was part of an art show. I looked over the photos that the club had hanging in the show. I thought that a lot of the photos that I have taken are at least that good and I would like to know how exactly they took those pictures. Jim Hooper and Bill Lewis were the club members that were introducing the club to the public. They introduced themselves and W.R.P.S., immediately inviting me to the club's next meeting. Their enthusiasm and friendly encouragement was all I needed to find my way to Penitentiary Glen.

I went to that next meeting and was happy to see a wide range of people that were members of the club. That night was a competition and there were even a wider variety of images that night than what I had seen at the mall. I liked to take pictures and really liked the vastly different images that people had entered in the competition. I really had no clue how the images were being judged I just knew which images I liked. After announcing

the winners, the judges took the time to critique the photos. I highly value a critique, I am sure that every artist has a vested interest in their work, and sometimes a fresh set of eyes and an outside opinion can bring new awareness to the artist. If I could remain emotionally unattached during the critique of my photos, I was sure that the judge's suggestions and opinions would be a way to learn that I could not duplicate alone.

I saw photos that I knew were as good as the ones that I had been shooting and I saw photos that one day I would like to shoot. So I was somewhere in the middle of the group when it came to where my talent and skills were, and as far as knowledge, the group had plenty of different sources from whom to emulate.

I asked myself what did I want from a club?

1. First and foremost I wanted a club that had a large membership. A diverse mix of people, backgrounds, interest and equipment means all the more opportunities from which to learn. I have enjoyed being tutored in a professional studio with a portrait photographer and learned lighting tips in a

greenhouse on an over-cast day. I learned how to use my reflectors in the Adirondacks in a small grove of trees, and I learned how to take pictures by the rivers edge making the water flow like a magical stream. I have picked up tricks and tips from everyone and even a few great recipes along the way.

2. These were nice people that happened to enjoy taking photographs. I have met but previously never taken the time to get to know a "serious photographer." These being the ones that can tell you about all the reasons that their camera, lenses, film choices and resulting photographs are technically better than the average photographer's. But the members wore nametags and made sure that I felt welcome. They talked to each other and encouraged each other and took the time to give new people words of encouragement. The people that I talked to were proud of the club and the entries in the contest. They were willing to share ideas and make suggestions to those who were looking to find out how to improve on their photos.

(Continued on page 5)

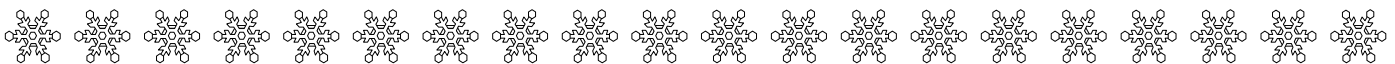
Proud members of



## February meetings, outings & workshops

Note: all times are P.M. unless otherwise noted

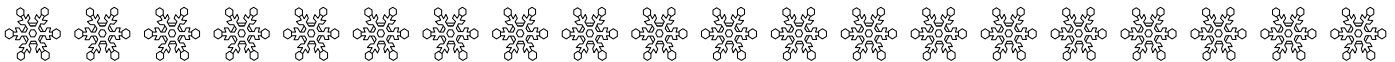
- Tuesday, Feb. 9 7:00 **Mini-meeting:** Facebook or TBA.
- Tuesday, Feb. 9 7:30 **Regular meeting: Interactive critique.** Bring up to 2 images on a CD or jump drive. Images will be displayed and discussed by all members.
- Sunday, Feb. 21 5-8 **Outing: Bowl Your Brains Out** \$8/per person, plus shoes @ Palisades/Freeway Lanes on Rt. 306 @ State Route 2. Bring your cameras!
- Tuesday, Feb. 23 7:00 **Mini-meeting:** TBA or Facebook.
- Tuesday, Feb. 23 7:30 **Regular meeting:** Guest speaker **Frank Smisek** will demonstrate the good, the bad and the ugly about converting a digital file to a black and white image.
- Sunday, Feb. 28 11:30 am **Outing/Workshop:** Meet for Breakfast at The Stadium Grill on Tyler Blvd., Mentor (just west of Rt. 615). **Western Reserve Model Railroad Museum** from 1-4pm @7230 Justin Way, Mentor. Admission is free, but donations welcome and needed. Then dinner afterwards at Best Friends Restaurant on Rt. 615 just north of Tyler Blvd. Meals before and after are optional.
- Sunday, Mar. 14 12-? **Workshop:** Chippewa Lake—TENTATIVE!
- Tuesday, Mar. 16 6-9 **Workshop: Western Reserve Model Railroad Museum @ 7230 Justin Way, Mentor.** Admission is free, but donations welcome and needed.
- Saturday, Mar. 27 10:30am **Workshop: Mentor Museum of Speed.** Details TBA.
- Tuesday, Mar. 30 6-9 **Outing: Barrel Room Winery** in Wickliffe. Details TBA.



### Meeting cancellations



If it is necessary to cancel a meeting due to weather conditions, we will do our best to make the decision before 5:00 pm that night. If the meeting is cancelled, an e-mail will be sent with that information. If you do not have access to your e-mail after 5:00, please call Michelle at (440) 655-5550 to find out if meeting is cancelled.




## Refreshments

February 9 Katie Alfidi & Marty Kreger

February 23 Doug Gilchrist & Lori Diemer

Please note, due to some people's allergies, it would be helpful if a list of ingredients (or packaging) was made available for all refreshments being served.



## Next WRPS competition (Windows & Doors)

Marilyn Beasley

Our next club competition coming up is **WRPS Windows & Doors** on **Tuesday, March 9. Windows &/or Doors** is defined as any image of a door and/or window that is the main subject of the image. The image can be looking from the inside out or the outside in. The image can contain objects, animals or people as well as the window and/or door, but the **main subject must be** the door, window or combination of the two. We are NOT looking for a photo of a house that just happens to have a window or door. The window, door or combination of the two should make up MORE than 50% of the frame!

Please read the rules carefully to see what qualifies as an OPEN image and what turns it into a CREATIVE image.

If you cannot find the e-mail with the new rules, and you didn't print it out, you can

get these new rules at ANY TIME on our web site at:

[http://www.wrpsphoto.org/downloads/competition\\_rules\\_2009\\_2010.pdf](http://www.wrpsphoto.org/downloads/competition_rules_2009_2010.pdf)

Digital images are due to [marilynphoto@yahoo.com](mailto:marilynphoto@yahoo.com) no later than **9:00 pm on Friday, March 5**. The beginning two letters for an Open image are "WO..." The beginning two letters for a Creative image are "WC....". You will receive a confirmation from Marilyn by 1:00 pm Saturday. If you have not received a confirmation, please contact her before 9:00 pm Saturday either by e-mail or at (440) 255-9245.

Prints will be **due March 9 at 7:15 pm**. Late entries will not be accepted. There is a limit of four entries per person, with not more than 2 in any one category (Color print, B&W print, Projected Creative and Projected

Open). Questions can be directed to Marilyn Beasley (address above) before the competition deadline.

For the purpose of looking ahead, **In the Dark** will be the next competition. This will be an interclub contest with Erie Shores Photo club. The official definition for this contest reads that the photo can be taken indoors or out, but if indoors, it must have been taken in low light. If the photo is of an outdoor scene, it must be taken 30 minutes or more after sunset or 30 minutes or longer before sunrise. A sunrise or sunset picture will NOT qualify. Examples would be street scenes at night, neon signs taken at night, paint with light, candle lit dining table (no lights on).

After that we will have our annual **Outings** competition, which will be the final competition of the year for year-end award points.



## Next PSA competitions

Marilyn Dolence

### Color

**March 23**

(due Mar. 19 @ 9:00 pm)

### Travel

**April 13**

(due Apr. 9 @ 9:00 pm)

### Nature

**March 23**

(due Mar. 19 @ 9:00 pm)

### Creative

**April 13**

(due Apr. 9 @ 9:00 pm)

Please e-mail digital entries to Marilyn Dolence at [marddoll@aol.com](mailto:marddoll@aol.com). Please see WRPS 2009-2010 Competition Schedule for exact definitions for each division. Images must be 300 dpi, no larger than 1 MB. Horizontal max. 1024 pixels wide, & vertical max. 768 pixels high. Limit 2 per person.

## New members

Louise Wiles

This month WRPS would like to welcome two new members into the fold. We have **Jim Chernis** from Willoughby & **Jim Woerne** from Concord that joined us in January.

Updated membership lists with complete address and

phone numbers are available to current members. Please request via e-mail from Louise Wiles at [lakelouise44057@yahoo.com](mailto:lakelouise44057@yahoo.com). Membership lists should be kept confidential.

New members, please see Mike Cleggs for your

membership CD and/or ask any board member if you have any questions.

The next new member orientation will be February 23 after the meeting. New members should plan on attending.

## Member spotlight

Stewart Helberg

Yes, we continue to grow, and have some new members to introduce. Due to space we will continue to introduce only two new members per month. Please look for them at future meetings and outings, stop to introduce yourselves and make them feel welcome. Remember how you felt as a new member.

**Ellen McFarland** joined our club at the beginning of this season. Ellen lives in Kirtland and became a member due to

winning a one-year membership from the Penitentiary Glen Photo Contest. Ellen considers herself an amateur photographer, with interests in nature, travel, macro and a couple of other areas. Ellen is a Canon shooter, shooting both digital and film. Ellen's goals are to improve her photo skills and learn about programs she hasn't used. Ellen let me know how we can help.

**Jim Chernis** just joined our club this January. Jim lives in Willoughby and is a Nikon

shooter. Jim considers himself a novice photographer with a interest in hobby photography. Jim is looking to learn about different types of photography and better use of lighting. Jim, if you can make some of our fieldtrips they are a great place to get some one-on-one tips.

Please don't be shy, introduce yourselves at the meetings and outings. We look forward to seeing some of your works in future competitions and exhibits.

## What the Duck

Aaron Johnson



## When I met WRPS

Chris Bradlee

*(continued from page 1)*

The members of this club want the new members and guests to learn a things and have a good time!

3. Photographic field trips are fun and large groups of photographers have a great time together. Field trips have been a wonderful way to force myself into learning. I just go! I go to the places that intrigue me and I go to the places that don't interest me. I have even returned to a place that I hated, until I finally achieved "the shot" that I wanted.

Looking back, I am not all that excited about floral photos, but I was part of the group that went out to Windsor, Ohio to shoot daylilies. I went, not knowing anything about them. I had a great time shooting them and everything else that I found at the lily farm.

Mansfield Reformatory was a hot, challenging and (for me) a very emotionally charged location. And yes, I have returned there several times so that I can convey the story.

4. I like to teach because -I learn

something every single time.

I know that the best way for me to keep my photos fresh and interesting is to teach others. Every time that I get involved, teach, or judge, I am reaffirming, reexamining and revitalizing what I know. I do not know most of the answers. Sometimes I have found answers that I don't comprehend. But I keep on looking...I like our club because I can learn, teach and grow as a photographer.

How about you?

## Byron's tales part 3

Byron Bair, former WRPS member now living in Tipp City, Ohio

*Continuation of story beginning with Nov/Dec issue of Exposures.*

In my senior year of high school, Dad was transferred down to New Philadelphia, Ohio. Of course, I went along. I quickly make friends with one of the three local photographers. He was a Japanese national, his last name was Yumada. He was a wonderful friend and a wonderful photographer. I remember back before the second World War, there was an international organization of recognized photographers, FRPS maybe? He was a member. He ran a camera shop along with a photography studio, selling film and cameras. He was very, very helpful.


About that time, my father developed just a little bit of interest in photography, not very much, but since I was about to graduate that year, Dad suggested we go over and see Mr. Yumada to maybe buy a couple of cameras. What he meant was he'd buy them because I didn't have any money. So, we

went over to see Mr. Yumada. There were only a couple cameras he thought were worth bothering about. One was the Zeiss/Contax, a very fine camera and the other was the standard Leica (early model in the Leica line). The first one we looked at was the Contax. That day, the Zeiss salesman happened to be in the store. While looking at the camera, I said to him "what does this DRGA stand for that is stamped on the top of the camera"? I never quite understood what was the matter with the salesman; whether he thought it was none of my business, or whether he didn't know or was just trying to be a smart guy. He said something very flippant to me, indicating that it was nothing I needed to know or think about. It infuriated me and I suggested to Dad that we pass it up.

The same day, Dad bought us a pair of consecutively numbered Leica's. The early model

Leica did not have a rangefinder, but it was a very recognizable, even today, as a Leica camera. At that time, Leica had a reasonable assortment of lenses available. I don't think we purchased any extra lenses at that time. But, we had very good 50mm lenses and I was very recognizable in the high school carrying that camera, it fit in my jacket pocket.

*To be continued.*



Byron Bair by Frankie Leighton

## My favorite place

Audrey Buchina

There are many places in Lake county to watch a sunset from the lake side. You could go to Headlands, Mentor Beach Park and several other locations, but my favorite place is in Willoughby at Sunset Park.



The park is named Sunset Park for a reason, from this location you can see as far east at Headlands and as far West as Downtown Cleveland, making the sunset and lake view unobstructed.

The parking is parallel to the lake. You do not have to even get out of you car to view the lake. There are also a series of swings to sit on, just a couple feet from where you parked.

If you are lucky in the summer, you will run into the locals who gather on a nice day at the east end of the park. Sometimes they bring their families



and/or their pets. They are a wonderful group of folks to talk to.

Sunset park is located North of Lakeshore Blvd, just west of Lost Nation Rd, on Beachview Road between Beachview Road and Elmwood Ave.

## Tuesday's tidbits

Mr. Tuesday

So it's February, it's cold outside, and we still have a long way to go to get through winter. I hope maybe you've had a chance to use some of the tips I gave you last month to make the most of your winter weather shooting. Yep, the groundhog said the white stuff would be with us for a while longer so you still have time to try and capture a picture of the Abominable Snowman or build one of your own. I think I'll stay inside and stay warm. I've found a nice place next to the register. The heat blows and I'm a VERY happy kitty. Now, if I could get Mom to move my litter box to a warmer place, things would be good.

My paws get so darn cold some days.

This time of year still brings us some bright spots. Our days are getting longer, we're half way through to spring, and we have a couple holidays to celebrate. Valentine's Day is almost here. With it comes my hope for a nice catnip toy from Mom. I've tried to drop a few hints. We'll soon see if they did any good. I guess I'd be set with toys if I'd stop hiding them on myself. Maybe I just need to train Mom better to retrieve them from under the furniture. I meow and complain about the placement, but she just seems to ignore my protests. Moms! I'd mention President's Day, but I doubt too many of

you have the day off and there isn't too much in the way of new toys for me with that one. Kids get to enjoy this one. "Weeee, no school tomorrow!!!" they say. They'll learn, in a few years, adult calendars aren't quite the same.

While we're enjoying the comforts of home, a comfortable chair and some warm milk, now is a great time to backup all the images you took when it was possible to be outside. I'm sure you've got quite a pile around and on your hard drive. So, taking some steps to insure you will always have the images can be a lifesaver.

## Tuesday's tidbits

Mr. Tuesday

First it is important to remember storing images exclusively on your computer is a recipe for disaster! Your hard drive WILL fail. It is only a matter of time. Just like your car, the hard drive will break down and when it does, it will take with it all of your images stored on it. Now, depending on the type of failure, the cost to get those images back (and others files too) will range from an average service call to a very expensive mail away to services that specialize in disaster recovery. The best solution is to back your important files up BEFORE the disaster. I think the easiest way to do this is to make CD's or DVD of these files (DVD's will hold about 6 times more data than a CD). When you transfer your images off your memory card onto your computer, the next step should be to make a CD/DVD backup of those images. Additionally, if your CD/DVD software offers the options to "verify the files" choose YES. This feature will take some additional time, but the software will go through and compare each file on the disk with the files on the computer. If there are any discrepancies it will tell you the verification failed. If that happens, it is time to repeat the process. You want to be certain that your backup contains reliable data.

Now, here's another step that will give you "9 lives." I recommend that you make a SECOND copy of that disk you just burnt. Here's why, sorry to tell you this, but the blank CD's and DVD's you buy are not the most reliable forms of backup for archival purposes. Yep, they may be inexpensive, but they also can go bad - even when stored in ideal situations. The idea of the second copy is that typically individual files go bad on the disks and rarely the entire disk becomes unusable. The idea is that if the file goes bad on one disk you still have a second copy. Of course, archival quality blank media is available at a significant cost. It's your call.

I know some of you may use an external hard drive for backup. These are a decent idea, but I would still recommend the CD/DVD backup in addition to these devices. One still needs to remember the external storage devices are still hard drives and therefore will fail at some point.

One last tidbit for you, the blank, unused media does have a shelf life. Typically, the blank disks have a life of about two years. After this time, the media may no longer burn correctly. At that point, it's time to go shopping for some new blanks. The typical burnt disk SHOULD have a

life of about 10 years, when stored properly. The disks should be stored in cases or sleeves to protect against scratches and not placed in bright light. Notice, I did say should be good for 10 years, but I've seen plenty of disks fail, in part, after only a couple years. Lastly, the RW (erasable) CD/DVD's are not a good solution for long-term storage. These disks have even less reliability than the R (CD-R, DVD-R or DVD+R) variety.

If you value your images, doing a backup is so very important. Do it today because the disaster may come tomorrow. Hard drives rarely offer any warning before their failure, so be ready. You don't want to be sitting there listening to your computer make noise like a coffee grinder and saying to yourself, "but it worked last night."

It's time for me to bat my toy mousy around a bit. Maybe with a little luck too, Mom can get my other toys back from under the dresser that keeps eating them, darn thing! Remember if you have a tidbit to pass along [tuesdaystidbits@gmail.com](mailto:tuesdaystidbits@gmail.com) is where you can write me. Take that mousy  
wwweeeeeeeeeeeeeee,  
mmmeeeeooooowwwww.

## Kudos!

Congratulations to **Marilyn Dolence**. Marilyn will be the featured artist for February at an art gallery in Greenfield, Indiana. She will have 20 black & white photographs on display with an opening re-

ception on Feb. 12.

**Les Greenberg** has an exhibit at the Cuyahoga County Library—Beachwood Branch, from Feb. 3 through Feb. 27. Visit the library during open hours to view this

show.

**Ryn Clarke** has an exhibit entitled “Celebrating the Chagrin Valley” now through March 31 at Imagery, located at 100 North Main Street in Chagrin Falls.

## Wishing for...

Sometimes we have a member trying to sell an item and I put that under “For sale”. Members have done well with selling their photographic items this way. There are no items this month that members are trying to sell, however, we do have a

member that would like to BUY something. So, I decided to call this “Wishing for...” Member **Ben Ricci** is looking for a Nikon lens to match up with his new Nikon DSLR. It could be a Nikon fixed 28mm f/2.8, a fixed 35mm f/2.0 or f/2.8 or a fixed

50mm f/1.4 or f/1.8 equivalent. If you have a lens of this type, please e-mail Ben at [ricci1@sbcglobal.net](mailto:ricci1@sbcglobal.net). If you have something you are looking for, please contact the editor at [mdrackett@juno.com](mailto:mdrackett@juno.com).

## Photographic truths

When your friends finally realize you are a true artist, committed to making sensitive and meaningful images, they will ask you to photograph their wedding.

## Around Ohio

The Rocky Mountain School of Photography is once again coming to Ohio for their annual “Weekend” events. This winter’s date is March 13-14, 2010 and it will be at the Ramada Plaza Hotel & Conference Center in Columbus. There are ten classes to choose from, a

professional critique session and door prizes. Class descriptions can be obtained on the web site at [www.rmisp.com/weekends](http://www.rmisp.com/weekends) and group pricing is available by contacting Lori Diemer or Michelle Drackett. Pricing is \$159 group rate for both days or \$119 for one day. You must

register on line with a group code to be sure you get proper pricing. These weekends tend to sell out, so don’t wait too long to register.

If you have questions (other than group code) you can contact Michelle Lousen via e-mail at [weekends@rmisp.com](mailto:weekends@rmisp.com).

# Landscape competition results 1/26/10

Marilyn Beasley

## Black & White Prints

### First Place

<i>Reflected Grandeur</i>	Zoe Enyedy
<i>Barren Landscape</i>	Jamie Vanek
<i>Frigid Punderson</i>	Jamie Vanek

### Honorable Mention

<i>Nebraska Summer</i>	Anna Greenfield
------------------------	-----------------

## Projected Open

### First Place

<i>The Frost</i>	Ryn Clark
<i>Passing Storm</i>	Chris Bradlee

### Second Place

<i>Idaho's Palouse</i>	Bill Butler
<i>Windmill</i>	Chris Bradlee
<i>My Favorite Red Barn</i>	Michelle Drackett
<i>Home on the Range</i>	Stewart Helberg
<i>Monument Valley AM</i>	Don Keller
<i>Soy Harvest</i>	Dee Riley
<i>Pink Clouds</i>	Zoe Enyedy
<i>Three Sentinels</i>	Ryn Clark

### Third Place

<i>Snowy Mt. High</i>	Stewart Helberg
<i>Swiss Alps</i>	Marilyn Dolence

### Honorable Mention

<i>Blue Smokies</i>	Marty Kreger
<i>Cow Creek Sunrise</i>	Don Keller
<i>PA Farm</i>	Dee Riley
<i>Adirondack Mountains</i>	Marlene McLaughlin
<i>Fall Morning Denali</i>	Lori Diemer

## Color Prints

### First Place

<i>Sedona</i>	Marilyn Dolence
---------------	-----------------

### Second Place

<i>Aquereberry Point</i>	Carol Hoffecker
<i>Hubble Light</i>	Don Keller

### Third Place

<i>Dawn</i>	Marilyn Dolence
<i>Golden Dunes</i>	Carol Hoffecker
<i>Valley of Fire</i>	Jamie Vanek

### Honorable Mention

<i>Prismatic Springs</i>	Don Keller
--------------------------	------------

## Projected Creative

### First Place

<i>Buffalo Hills</i>	Chris Bradlee
----------------------	---------------

### Second Place

<i>Ferrante Pan</i>	Dee Riley
---------------------	-----------

### Third Place

<i>Mountains</i>	Stewart Helberg
------------------	-----------------

### Honorable Mention

<i>Storm</i>	Dee Riley
<i>Snow Day 3</i>	Marty Kreger

## Invitational

<i>Three Sentinels</i>	Projected Open	Ryn Clark
------------------------	----------------	-----------



## Results

Marilyn Dolence

### Color Projected (February)

Chalk Way	Chris Bradlee	7
Vegas	Bill Lewis	9
Memories	Stewart Helberg	9
Structure	Dee Riley	9
Winter Jay	Lori Diemer	11
Lighthouse Steps	Marty Kreger	<u>11</u>
<b>TOTAL POINTS</b>		<b>56 pts</b>

Please see page 3 of this issue for the next PSA Competitions and their due dates. PSA runs all year-long. Remember, you do not need to wait until the deadline to e-mail something in to Marilyn Dolence at marddoll@aol.com).

PSA scores on a 5 point system, 15 points being highest (3 judges).



Meeting location:  
Penitentiary Glen Nature Center  
8668 Kirtland Chardon Rd.  
Kirtland, Ohio 44094

[www.wrpsphoto.org](http://www.wrpsphoto.org)



Basic Info: (440) 946-5008

Mailing address:  
P.O. Box 714  
Willoughby, OH 44096-0714

Since 1967, The Western Reserve Photographic Society, has been a source of creativity, camaraderie, and education for many photographers in Northeastern Ohio. We meet twice a month to compete, present ideas, critique, welcome guest speakers, and participate in a variety of photographic outings. We have an annual awards banquet each May where the membership comes together to socialize and recognize the previous year's competition winners. Visitors are ALWAYS WELCOME!

## Officers & committee chairs

<b>President</b>	Stewart Helberg	Z2889@oh.rr.com
<b>1st Vice President</b>	Lori Diemer	diemwoman@sbcglobal.net
<b>2nd Vice President</b>	Mike Cleggs	horatiozee48@att.net
<b>Secretary/Newsletter</b>	Michelle Drackett	mdrackett@juno.com
<b>Treasurer</b>	Louise Wiles	Lakelouise44057@yahoo.com
<b>Past President</b>	Dee Hudson	ddrive@oh.rr.com
<b>Hospitality Chair</b>	Audrey Buchina	Audray@oh.rr.com
<b>Competition Chair</b>	Marilyn Beasley	marilynphoto@yahoo.com
<b>PSA Chair</b>	Marilyn Dolence	MarDDoll@aol.com
<b>Outings Chair</b>	Bonnie Charvat	bonbon1356@windstream.net
<b>Equipment Chair</b>	Jamie Vanek	dragonslyr@msn.com
<b>Photo Affair Co-chairs</b>	Stewart Helberg	Z2889@oh.rr.com
	Mike Pittenger	pittpass@att.net
<b>Special Events</b>	Lori Diemer	diemwoman@sbcglobal.net
<b>Video Library</b>	Marty Kreger	kmkreger@juno.com
<b>Archives</b>	Ed Hodina	Ed_sheila@sbcglobal.net
<b>Web master</b>	Meiring Borchers	mborcherds@gmail.com
<b>Bulletin Boards</b>	Deb Wiles	ereshores1954@hotmail.com
<b>Mentoring chair</b>	Chris Bradlee	chris10bradlee@yahoo.com
<b>Marketing coordinator</b>	Linda Terdan	lterdan@oh.rr.com
<b>Exhibition coordinator</b>	Lori Diemer	diemwoman@sbcglobal.net